

Casa de Dom Inácio
Guide for English Speaking Visitors



“ I do not heal anyone, the one who heals is God.”
Medium Joao Teixeira de Farias

TABLE OF CONTENTS

<i>Preface to the second edition.</i>	4
<i>Introduction</i>	4
<i>Chapter 1. The Casa</i>	5
1.1 The Casa de Dom Inacio	5
1.2 What to Expect.	5
1.3 The Casa And It's Spiritual Instruments	5
1.4 Facilities at the Casa	6
1.5 Casa Safety.....	6
1.6 Pousadas/Hotels, Táxis and Restaurants.	6
<i>Chapter 2. What to prepare before your trip</i>	7
2.1 Casa Attire.....	7
2.2 Other Clothing.	7
2.3 Trip Planning.	7
2.4 Recommended Reading.	7
2.5 Other things to bring with you.....	8
<i>Chapter 3. Upon Arriving in Abadiania</i>	9
3.1 Visiting the Casa.....	9
3.2 Entering Casa Grounds.	9
3.3 Silence is a Prayer.	9
<i>Chapter 4. Spiritism</i>	10
4.1 The Most Basic Ideas.....	10
4.2 The Entities and the Medium.....	10
4.3 Other Mediums.	10
<i>Chapter 5. Casa Layout</i>	11
5.1 General rules about all rooms.	11
5.2 The Main Hall.....	11
5.3 Current Room One or Mediums Room.	11
5.4 Entities Room.	12
5.5 Casa Floor Plan as of January 2006	13
5.6 Intervention Room.	14
5.7 Infirmary or recovery room.	14
<i>Chapter 6. Basic Casa Protocol</i>	15
6.1 Well, here you are.....	15
6.2 Translation Line.....	15
6.3 Mediums/Current Line.....	15
6.4 The Intervention Line.....	15
6.5 First Time Line.....	16
6.6 Second Time Line.....	16
6.7 The 8 O'Clock Line and The 2 O'Clock Line.....	16
6.8 Revision line.	16
6.9 Soup Line.....	16
6.10 Farewell Line.	17
<i>Chapter 7. Intervention</i>	18

7.1 What it means.-	18
7.2 How to prepare.....	18
7.3 The Intervention line.....	18
7.4 The Intervention.....	18
7.5 After the Intervention is complete	19
7.6 Post Intervention Guidelines.	19
7.7 Revision.....	19
7.8 Special Interventions.....	20
Chapter 8. Herbal Supplements	20
8.1 Passiflora.....	20
8.2 Recommended Diet.....	20
Chapter 9. Other Important Topics	21
9.1 Blessed Water.....	21
9.2 Soup	21
9.3 Crystal Beds.....	21
9.4 The Waterfall	21
9.5 The Prayer Triangle	22
9.6 The Rosary.....	22
9.7 Photographs of Friends and loved ones	22
9.8 The Bookshop.	22
9.9 Donations.	23
9.10 Healing, and other Energy Treatments.	23
9.11 Massage and Body Work.....	23
9.12 Medical treatment.....	23
9.13 Visitors in Wheelchairs.	23
9.14 Taking Pictures, Video, and Interviews.	23
9.15 Children.	24
9.16 Letters to the Casa.....	24
Chapter 10. Sons and Daughters of the Casa.....	25
10.1 What does this mean?	25
10.2 What do I need to do?	25
10.3 What does this entitle me to?	25
10.4 What are my responsibilities as a Medium of the Casa?.....	25
Chapter 11. Bringing others to the Casa	26
Appendices	27
Appendix A - Quick Start Guide For First Timers	27
Appendix B - I Am Scheduled For A Spiritual Intervention, What Do I Do Now?	28
Appendix C - Post Intervention Instructions.	29
Appendix D - Revision Instructions	30
Appendix E - What To Do With Supplement Recommendations	31
Appendix F - What To Do If You Receive Multiple Supplement Recommendations.	32
Appendix G - Casa Schedule	33
Appendix H - The Waterfall.....	34
Appendix I - Frequently Asked Questions	35

Preface to the second edition.

The intention of this guide is to simplify and clarify all the many rules and procedures in place at the Casa de Dom Inacio. Most of these rules have been handed down from the entities over years of work. Over time there have been many changes to existing rules and we expect that there will be many more in the future.

Although we have made every effort to include all rules and procedures, we may have omitted some. If you found something missing or have a comment or suggestion, please feel free to email us at casa_guide@yahoo.com. Although we will not be able to respond to every email, be sure that we will review every suggestion and consider it for inclusion into the next edition. If you love this book and want to send your moral support, please simply say a prayer of thanks to Dom Inacio.

We are grateful to those of you who contributed your comments, insights and time to this second edition. Thank you for helping make this guide clearer and more useable.

Introduction

Whether you are here seeking physical healing, asking for help in your life or following your spiritual development this guide is intended to help you get the most out of your time at the Casa de Dom Inacio and hopefully make your visit enjoyable as well as fruitful. The rules and guidelines here described are defined by the entities of the Casa. From time to time these rules are changed and we will make every effort to update this information in new editions. When you arrive in Abadiania it is always a good idea to go to the Tuesday evening introductory talk at the Casa. Even if you are an old timer, this is the perfect place to get acquainted with the latest changes in protocol or procedures. In general terms, the way to get the best out of your journey to the Casa de Dom Inacio is to cultivate a space of inward focus and prayer. Be respectful of others and be ready to surrender to the work that is yours to do.

Chapter 1. The Casa

1.1 The Casa de Dom Inacio.

The Casa de Dom Inacio was established in Abadiania in 1979 by Medium Joao Teixeira de Farias, known around the world as Joao de Deus or John of God, as a place to fulfill his spiritual healing mission. The Casa operates as a Non Denominational Temple and a Spiritual Hospital where innumerable spiritual entities work to help us heal, physically as well as emotionally and spiritually.

The Casa operates on the principles of Spiritist doctrine but, anyone, regardless of their faith or religious belief is welcome at the Casa de Dom Inacio.

1.2 What to Expect.

If you are expecting to arrive at the Casa and have God descend in front of you and say "you are now healed my child you can go home", you are probably going to be disappointed. If that was your destiny, God did not need you to come to Abadiania to perform such a miracle, he could have done it in your own home. If you are here it is because that one is probably not an option for you right now. More than likely there is something for you to learn about receiving God's love and healing. So keep in mind you are here to LEARN and be prepared to do your part, whatever that may be for you. There are people here who along with Medium Joao and the entities are dedicating their time and energy to facilitate a process for you to receive help in your healing. You must always remember though, that this healing journey you are embarking on is your responsibility and no one else's. If we could see the grand scheme of spiritual matters we may be very surprised to see how little we are asked to do, but the whole thing cannot work unless we do our part too. The good news is you are here and something in your spirit brought you here. This probably means there is an opportunity for you to grow, improve your health and maybe even give of yourself to help others.

Keep in mind that the flow at the Casa is carefully orchestrated by the entities to maximize everyone's chance of receiving healing and help in their spiritual journey (Including the staff and volunteers). Although things may seem disorganized for Cosmopolitan Social Standards please do keep in mind you are neither in a Cosmopolitan setting nor in a Social setting. This is a spiritual hospital and the rules here are set up very differently than in any other setting you may be familiar with. If you find yourself upset at some rule or procedure take the opportunity to review your expectations rather than attempting to change the way things operate. Even spending time talking about how poorly organized things are is a distraction from the real opportunity you are faced with. Please don't hear this as some holy rule, it is just an opportunity to be mindful. If in your heart you know there is some way you can contribute to the Casa, you are more than welcome to speak about it to the entities or the staff.

1.3 The Casa And It's Spiritual Instruments

The Casa uses many instruments or vehicles to assist you in your spiritual process. These instruments include:

- ✿ The Current
- ✿ Passiflora supplements
- ✿ Blessed Water
- ✿ Magnetic Passes
- ✿ Spiritual passes
- ✿ Spiritual Interventions
- ✿ Crystal baths
- ✿ Waterfall
- ✿ Soup
- ✿ Prayers

All these will be discussed later in more detail

1.4 Facilities at the Casa

The Casa is a spiritual center located in a very modest rural town in central Brazil. The Casa does not have any medical facilities nor is it equipped to deal with visitors needing any special medical care. Visitors who suffer from any medical condition are advised to seek the counsel of their physician before undertaking their journey to Brazil. The Casa assumes no responsibility for medical complications that may arise during a visitor's journey to Brazil.

Be further advised that the township of Abadiania has no hospital and no medical facility to speak of. There are medical Doctors who practice here part time and there is a first aid station. Pharmacies are available to purchase standard over the counter medications as well as to fill some prescriptions. If you are taking prescription medications you should continue taking them while you are visiting the Casa. As your prescription may not be available here you should bring enough for the length of your stay.

1.5 Casa Safety.

While at the Casa please keep in mind that you are in a developing country and the Casa is open to everyone, including people who may be prone to taking things that are not theirs. Be mindful of where you place your belongings. Even while sitting in current, place your purse or handbag under your feet and make sure your room key is in your pocket and not in a bag or other container. We regret that this is so, but the Casa cannot be responsible for any lost or stolen articles.

Abadiania is a rural town, but the constant influx of foreign travelers has, unfortunately, attracted the attention of some undesirable elements. At night, please do not wander alone, walk in groups and, stick to the main roads. It might take longer but it is much safer. Remember not to carry valuables or large amounts of cash when you are walking around town as well.

1.6 Pousadas/Hotels, Táxis and Restaurants.

During the last few years, many businesses such as Pousadas/Hotels, Táxis and Restaurants have been established in Abadiânia to take care of the many visitors who come to the Casa de Dom Inacio. Even though many of these businesses were established by people who participate at the Casa, they do not have any commercial affiliation with the Casa. The

Pousadas/Hotels, Taxis and Restaurants are independent businesses and the Casa does not assume any responsibility for the quality of the services rendered.

Chapter 2. What to prepare before your trip

2.1 Casa Attire.

The Entities request that all participants wear white clothing to the sessions at the Casa. Furthermore sleeveless shirts, shorts, cutoffs and very revealing clothes are discouraged. (You are free to wear other colors in the Casa grounds if you are not going into the current rooms.) Your clothes should fit comfortably and not be tight around the waist. If you cannot avoid wearing a belt, you should loosen it when sitting down in the current room. It is also respectful not to wear a hat or sunglasses in the current room.

For your trip it is wise to pack more than one set of white clothes. Laundry facilities in Abadiania are not the most efficient, so you can expect a three day turnaround if you have your clothes washed. A good rule of thumb is to bring three white tops and two bottoms.

2.2 Other Clothing.

Casual comfortable clothing is appropriate around town and in your pousada. Plan for warm weather and complement with a sweatshirt and light rain jacket. (An Umbrella is also indispensable.) Although generally the days are quite warm, weather in Abadiania can change quite abruptly. Warm days can get to 95 degrees Fahrenheit (35 C) and cold nights to 41 F (5 C).

Footwear. For the Casa, you can wear sandals, comfortable leather shoes or tennis shoes. If you like to hike, some light hiking boots would be good. Do not bring your good leather shoes as many streets are not paved and the ones that are may not be very clean.

2.3 Trip Planning.

Remember you are here for healing and please do not plan on touring other parts of Brazil in between weeks at the Casa. The entities have repeatedly said you are endangering your healing if you leave Abadiania in the middle of your visit. If you want to do some touring, please plan to do it before you come to the Casa. Also do not plan strenuous journeys immediately after your visit to the Casa. You will be recovering from your experience here for up to 40 days.

2.4 Recommended Reading.

Biography of John of God

- ✿ The Miracle Man, The life story of Joao de Deus. R. Pellegrino-Estrich

What people Experience at the Casa


- ✿ Spiritual Alliances – Emma Bragdon PhD.
- ✿ The Book of Miracles – Josie Ravenswing

Philosophy of the Casa

- ✿ The Spirit's Book – Allan Kardec
- ✿ The Medium's Book – Allan Kardec
- ✿ The Gospel According to Spiritism – Allan Kardec
- ✿ Nosso Lar – Francisco Candido Xavier
- ✿ And Life goes on - Francisco Candido Xavier
- ✿ The Messengers - Francisco Candido Xavier

2.5 Other things to bring with you.

A flashlight a camera an umbrella some inspirational reading and a hat are good things to bring along. If you are bringing any electric or electronic equipment such as blow dryer, electric shaver, PDA/Palm or Computer, remember that the local electrical supply is 220V. Standard alkaline batteries for CD players or cameras are easily available.



Chapter 3. Upon Arriving in Abadiania

3.1 Visiting the Casa.

After you settle into your pousada it is a great idea to visit the Casa grounds and familiarize yourself with its location and general layout. Every Tuesday night at 7:30 PM the Casa hosts an introductory talk to welcome newcomers and to update everyone on the latest rules or changes in Casa Protocol. Please plan to attend this talk when you first come to Abadiania.

3.2 Entering Casa Grounds.

Please keep in mind that you are entering a holy site and be respectful of the place, of yourself and of others. This will greatly enhance everyone's experience, including your own. Otherwise, feel free to roam the gardens, sit at the terrace and enjoy the view.

3.3 Silence is a Prayer.

There are signs around the Casa asking for silence and stating that silence is a prayer. There is a practical component of silence which has to do with allowing others to hear what is going on. But there is also a deeper and more important aspect of maintaining silence. The more we are silent the easier it is to be in tune with our own process and what is happening in the inner world. Silence goes beyond just not speaking and can be a state of being.

There are many beautiful experiences to be had here, but we will miss them if we do not cultivate silence. There are many distractions here, most of them as innocent as a friend wanting to share their experience. Although the current rooms are a place where many of these experiences originate, many times the really significant ones happen while we are out by ourselves looking at the view or resting in the garden.

Some of those moments are just for you and sometimes they come and go in a flash. No one can tell you how or help you seize these nuggets of gold. So we invite you to practice cultivating Silence while in Abadiania.

Chapter 4. Spiritism

4.1 The Most Basic Ideas.

A detailed explanation of Spiritism, Mediumship and the relationship between the Medium and the entities of the Casa is beyond the scope of this guide. Readers are referred to the copious literature available on the subject, including the classic texts by Alan Kardec mentioned in the previous chapters.

The main tenet of Spiritism is that Spirits exist before and after they have an incarnate existence like the one we are experiencing now. Spiritist doctrine also states that we can communicate with these spirits.

The people who have developed the ability to communicate with these Spirits are called Mediums. There are many different types of communication and many different types of Mediums. In addition to this, Mediums are in different stages of development of their abilities.

In Brazil, Spiritism is practiced with great discipline and devotion in many Casas or Spiritist Centers. The Casa de Dom Inacio is unique in it's size, scope and reputation. So be prepared, you are coming into a unique opportunity. We hope you will make the most of it.

4.2 The Entities and the Medium.

For our purposes we will just make a few distinctions. First, the word entity refers to one of the many benevolent and advanced spirits that work here at the Casa. Although we are all mediums in one way or another, we refer to Joao de Deus as "The Medium". This is opposed to "The entity" which is the way we refer to the spirit that is incorporated in his body during the sessions at the Casa. Joao de Deus is the strongest full trance medium alive today in Brazil and probably the world. He is able to incorporate many different spirits including St. Ignatius of Loyola, King Solomon, Francisco Xavier and Drs. Augusto de Almeida, Jose Valdivino and Oswaldo Cruz. This unique ability gives us the rare chance to interact verbally with these entities and ask for advice and help with health and life issues. This is a rare opportunity and we should hold it as such.

.

4.3 Other Mediums.

There are many other mediums helping at the Casa. Technically speaking everyone is a medium. (Yes, you too). Some have developed their abilities more than others, but everyone has some innate mediumship abilities. Most of these mediums are sitting in the current rooms where the work is taking place. Some of them are also assigned to some specific posts in the different rooms to assist with the process of treating all who seek help here.

Chapter 5. Casa Layout

5.1 General rules about all rooms.

To be in any of these rooms please observe silence do not cross your arms or legs and keep your eyes closed while sitting. Do not get up or open your eyes in the middle of the session unless you are specifically called to do so by one of the room monitors. Occasionally the entity will invite people to open their eyes and witness an operation. If this is the case, the room monitors will announce this in Portuguese and English.

If you are walking in line be mindful of others and do not bump anyone, most especially the mediums that are sitting and concentrating in the current. You never know if the entities are using that mediums energy to help someone and by jolting them you have just interrupted someone's healing. Please remember that social protocol sometimes conflicts with spiritual processes.

While it may be instinctive for you to want to hug a crying friend or enthusiastically pat an old acquaintance in the back, you could be interrupting a process for them, one they may hardly be aware of themselves. If you are going to touch someone, it is wise to, at least, make sure the person you are going to touch is expecting and welcoming your touch.

5.2 The Main Hall.

The main hall is where we all gather every Wednesday Thursday and Friday at 8:00 AM and 2:00 PM to begin the sessions. Someone on stage will direct an opening prayer and give instructions to the newcomers and make any new announcements the Casa wishes to communicate. Usually some long time friends of the Casa are also invited to share their experience or give an inspirational talk. At times the the medium will bring some people out and incorporate in public. After incorporation the entity may perform some blessings directly speak or give energy to some people. Should you be privileged enough to witness this, please remember to keep your arms and legs uncrossed. At some point the lines will be called, beginning with the Intervention line and followed by the other lines as the entities call them.

5.3 Current Room One or Mediums Room.

This is the first room we enter into from the main hall. The mediums sitting in this room are tasked with cleansing the energy of those who go through the room when the entity calls the lines. This is a very important function, as the cleansing prepares participants for their encounter with the entity. You are welcome to sit in this room if the entity sends you there or only after you have passed by the entity at least once and fulfilled whatever instruction you were given. (i.e. Intervention and rest).

To sit in this room, find a comfortable position, uncross your arms and legs, close your eyes and concentrate. If you are able, follow the instructions of the people leading the room as they will direct your attention through prayers and visualizations to affect the group energy

and fulfill the cleansing tasks at hand. If you find your awareness is too far off to follow the verbal instructions, trust your higher being to hear the deeper instructions being given and allow your process to unfold. The entities are present in that room at all times and they are there to help if you need. Remember to ask for help inwardly if you need it.

If you should need help with bodily concerns such as water or going to the toilet, just raise your hand and one of the room monitors will help you.

5.4 Entities Room.

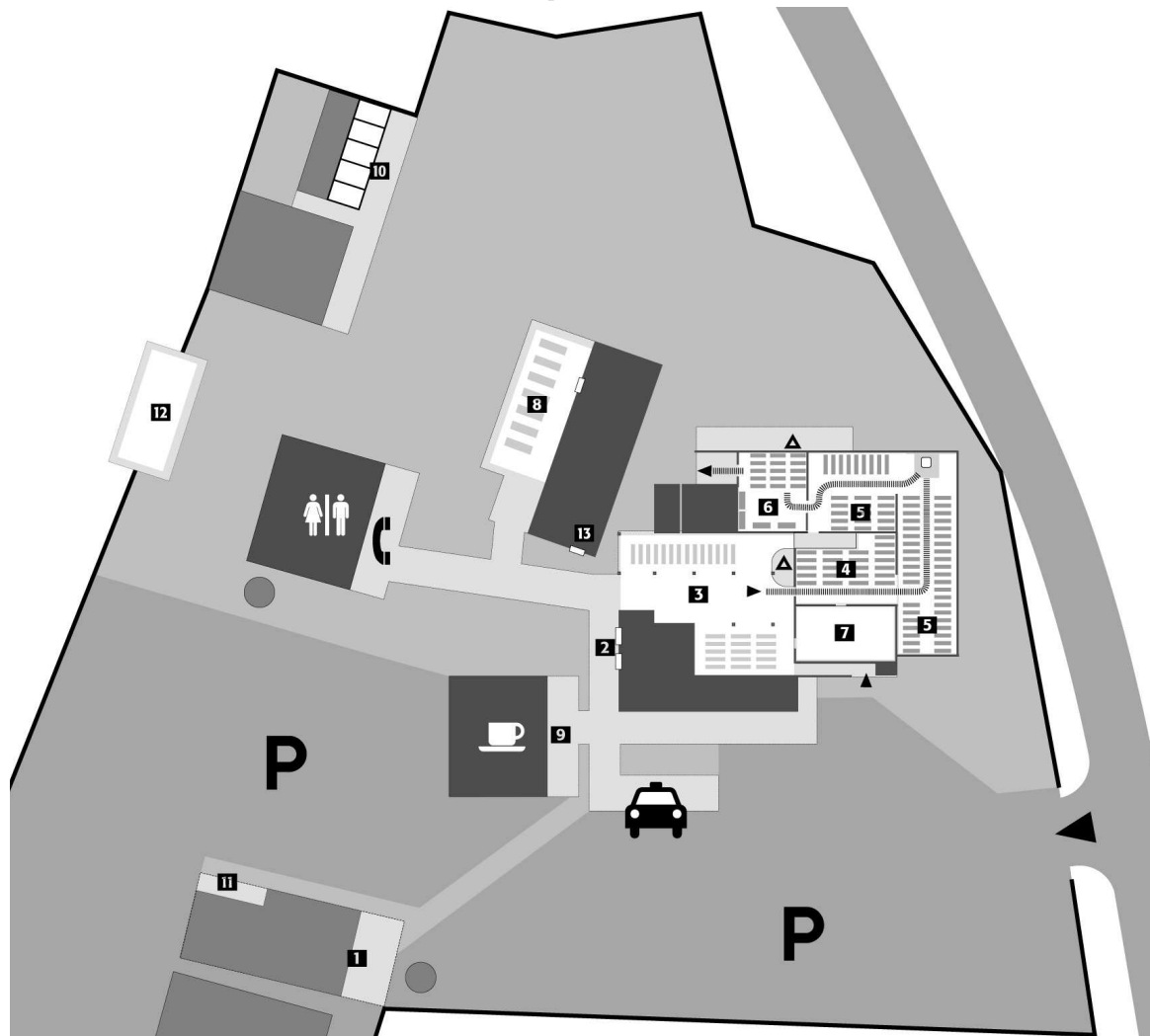
This is the room where the incorporated entity sees people and recommends a course of action. This room is L shaped and the two parts have slightly different logistical functions but are both part of the entities current room. There are two ways to be allowed to sit in this current room.

One is if the entity tells you to sit there when you go on the line. Unless otherwise specified by the entity, you are instructed to sit there for one day; that is, the remainder of the session in which you were told and the next immediate session. For example, if you saw the entity on Thursday afternoon and you were told to sit in his current, you sit until the end of the session and then Friday morning you also sit in the current room. On Friday afternoon you either go to the line again or you sit in the Medium's room.

The other way to be allowed to sit in the entities current room is if the entity makes you a "Filho(a) da Casa" a son or daughter of the Casa. In this case please read section on Sons & Daughters of the Casa.

One important distinction you should be aware of is that the smaller part of the room is used only to accommodate people after they pass in front of the entity. So, if you were told to sit there in the morning, for the afternoon session you should sit in the longer part of the room. This way the mediums concentrating in the room do not have to move every time a new person from the line is told to sit in current.

5.5 Casa Floor Plan as of January 2006



- 1** Bookshop
- 2** Translation windows
- 3** Main Hall
- 4** Mediums' current room
- 5** Entity's current room
- 6** Intervention room
- 7** Infirmary
- 8** Soup terrace
- 9** Snack & Juice bar
- 10** Crystal Baths
- 11** Pharmacy
- 12** Panoramic deck
- 13** Reception

5.6 Intervention Room.

You access this room through a door at the end of the Entities' room. This is the room where the entities perform interventions but it is also used to perform spiritual passes. (For a description on spiritual passes, please read, "The Medium's Book" by Alan Kardec.) If you sit there when you have been scheduled for Intervention and you went in with the Intervention line then you have received an Intervention. If you were in the first or second time line and the entity told you to sit there on your way out then you DID NOT have an Intervention and you do not need to follow any special rules. Some mediums are allowed to work in the intervention room. This is only by specific verbal instruction of the entity. If you are not sure if you are allowed to be there, then you are not.

5.7 Infirmary or recovery room.

This room is to the right of the main hall as you face the stage. People that have had visible Intervention or are overwhelmed by the energy they are working with are brought here to recover. Please do not go into this room or knock on the door. If you are meant to be there, it is likely you will find yourself waking up there unbeknownst to you. If a friend or family member was operated with visible Intervention, this is where you will find them.



Chapter 6. Basic Casa Protocol

6.1 Well, here you are...

You have traveled a long way to come to the Casa and this is your first morning. If you are here with a group, your group leader will take care of many of these things for you, but if you are not with a group, you will need to condense all your thoughts and requests into some very concise ideas so you can present them to the entity. You will have all of about two seconds in front of the entity, and it is important for you to be clear on what you want to ask for. You can ask for help with health issues, emotional issues, spiritual issues or life situations. This is not about having the entity solve a laundry list of things you want changed in your life. It is about asking for help with very important, sometimes life threatening issues that are more than you can handle. Please remember that you still need to do your part. Also, if you ask for 15 things and the entity gives you one answer, will you know what the answer is for? Will you know how to do your part? Be concise, and ask for what is important.

6.2 Translation Line.

Now that you are clear on what to ask the entity you will need to have your questions/issues translated into Portuguese. Before the beginning of every session a line forms by the two counters opposite the coffee shop. This is the line for translation. One or more of the official Casa translators will be seeing people one by one and helping them translate their questions into Portuguese. These will be written onto a piece of paper which you will hand to the translator who is standing beside the entity when you arrive in front of the entity.

6.3 Mediums/Current Line.

While all the translation is going on, another line will be forming facing the door to the first current room. This is the line for those who are going to be sitting in current (Both Medium's and Entities' current rooms). The doors will open promptly at 7:45 AM and 1:45 PM for the morning and afternoon sessions respectively. The doors will close at 7:59 AM and 1:59 PM for the respective sessions. You will not be allowed to sit in current if you are late, so plan to be on time.

6.4 The Intervention Line.

This line will be called from the stage and is only for those who have been specifically scheduled by the entity for Intervention at that specific time. (If you have been scheduled for Intervention for Friday at 8:00 AM and today is Friday and this is the morning session you will go in when they call the Intervention line) Please keep in mind that the 8 o'clock line and the 8 o'clock Intervention line are two different lines.

Also be aware that those are the names of the lines and the actual start time for the 8 o'clock line may be 8:25 or even later some times.

6.5 First Time Line.

If this is your first time at the Casa de Dom Inacio and you have never sent your photo or received herbs from the Casa, this is the line you want to be in. Please get a free first time ticket from the bookshops and wait for the first time line to be called. When you go in front of the entity, you either will be scheduled for Intervention, receive a herbal supplement recommendation, be told to sit in current or receive a combination of the above recommendations. Pay special attention to what is said to you at this time as this will set up the rest of your spiritual Journey with the Casa. Remember that your translator will not be able to remember what was said to everyone, so it is up to you to memorize what is said to you, even if you do not understand it completely.

6.6 Second Time Line.

If you have been in front of the entity at least once before in your life (In person or by photo) and you want to ask again, this is the line you want to be in. Please get a 2nd time line ticket from the bookstore and wait in the main hall for the line to be called. When you are in front of the entity, please make sure you understand what was said to you before you leave because the translator will probably not be able to remember what was said to everyone

6.7 The 8 O'Clock Line and The 2 O'Clock Line.

Sometimes the entity will ask you to: "come back this afternoon" or "come back at two" or "come back tomorrow morning"; this does not mean Intervention. It just means that the entity who is currently incorporating in the medium is not the one who is going to deal with your case and they are asking you to come back when the appropriate entity will be there to see you. When you come back for that session, you stand in the 2 o'clock line for the afternoon session or the 8 o'clock line for the morning session. These lines do not require a ticket. Also, if for example, it is Wed Morning and the entity asked you to come back tomorrow morning without further instruction, you are welcome to come back this afternoon and sit in the first (Medium's) current room for the afternoon.

6.8 Revision line.

This line is for revision after Intervention. On the 8th day after your Intervention you will come to the revision line. (If your Intervention was at 2 PM on Thursday, your revision is the following Thursday at 2 PM) You will need a ticket from the bookstore for this line. When your line is called you will go before the entity for a revision of your Intervention and to see if you will require any treatment to complement it.

6.9 Soup Line.

At the end of the morning session the Casa serves a bowl of soup to all participants. This is part of the treatment. Please stand in the line that will form outside the main hall. If you have just had Intervention, go to your pousada and ask for someone to bring you soup. DO NOT stand in the soup line.

6.10 Farewell Line.

At the end of every session, people who are leaving and have not seen the entity that day are invited to pass before the entity to say good bye. This farewell line is announced at the end of the session inside the current room in both English and Portuguese.

This farewell line is not for you to bring new issues or photos to the entity. If you have photos or another question then you must stand in the 2nd time line.

When the announcement for the farewell line is made, please raise your hand so the room monitors can get a count of how many people will be passing and plan accordingly. In the Entities' room the monitors will call specific areas of the room first to avoid congestion. Please be patient and wait until they call your specific area to come forward.



Chapter 7. Intervention

7.1 What it means.-

The entities have scheduled you for a spiritual Intervention because they see this as the best way to take care of your concerns. This could be Intervention to resolve a current physical ailment, Intervention to affect your energy in order to resolve a future health problem or Intervention to clear some spiritual issue that is affecting your life and your mission. Regardless, you are scheduled for an invisible intervention and here are some things you should know.

7.2 How to prepare.

Although there are no specific rules to prepare for Intervention, you should be careful not to eat too much, do anything straining or be socializing too much. This is probably a good time to be introspective and review in your mind the things that you asked for help with. Take note of any feelings and images that come to you in relation to your issue. Try to arrive at the Casa in a tranquil state so you can facilitate concentration when it is time for Intervention. Do not wear a watch or anything tight around your waist,. Try not to have any straps across your heart either. It is probably best not to bring a lot of items with you (Bags, backpacks, etc.). Remember to bring your room key and some money to buy Herbs and to cover your taxi back to the Pousada.

7.3 The Intervention line.

You will wait for some time in the main hall. This will be an excellent time to renew your prayers to God and the entities for help with your needs. Try to be quiet inwardly as well as outwardly until the Intervention line is called.

7.4 The Intervention.

After the Intervention line is called, You will be led into the room where the Intervention will take place. Sit down and find a comfortable posture. Close your eyes and place your right hand over the physical ailment you are asking to be treated. If you are not sure what the Intervention is for or if there is more than one issue, then place your right hand on your heart. These instructions will be repeated in both Portuguese and English before the Intervention starts. You will be give a herbal supplement recommendation when you go in for Intervention, please refer to the section on herbal supplement recommendations for instructions on how to take the herbal supplement. During your Intervention you will sit silently for anywhere from ten to forty five minutes. While some of the room monitors direct your prayers, try to go inward and surrender to the process. Some people feel like they are being touched, others feel stitches, some feel heat and some may feel very emotional some others may not feel anything. All of this is normal and the differences will not affect the outcome of the Intervention.

7.5 After the Intervention is complete

You will be instructed to leave the room and you will be led to an area for a small talk about your Intervention and what to do. Please pay close attention to what you are told. The fact that you felt nothing and you now feel energized does not mean you do not have major changes inside your body. You may feel euphoric because of the spiritual energy, but you should be very careful to follow the rules and treat yourself as if you had just come out of the operating room in a hospital.

7.6 Post Intervention Guidelines.

Rest, Rest, Rest and then Rest some more. Take a taxi back to your recovery room (Pousada) and rest for at least 24 hours. More if you feel you need it. Do not lift anything heavy, do not stay in the sun, do not socialize. Go back to bed and sleep. If you cannot sleep, then pretend to sleep. It is best to ask a friend to bring food to your room rather than going to eat and risking getting sidetracked into an interesting conversation for two hours.

Do not go back to the main hall or the current rooms for 24 hours. Your energy field is very open after an intervention and it can be affected by the many processes that go on in the current rooms and in the main hall. If you have a crystal bath scheduled, you can take a taxi and do your crystal bath then return to your room in a taxi and stay there until the 24 hours are up.

If you are traveling within a week after Intervention, do not lift your own bags, have your taxi driver put them in the cab, at the airport have them place your bags in a cart and have the airline folks place your bags on the conveyer. Remember to follow all the rules mentioned before. No exercise or strenuous activities for 8 days etc.

No sex for how many days? After you have had Intervention you should not have a rise in sexual energy for forty (40) days if it is your first Intervention and eight (8) days if you have previously had Intervention at the Casa. (If you have two surgeries in a row, the forty days counts from the date of the first Intervention and you do not add more days.) This means no sexual stimulation of any kind. If your sexual energies rise, they will interfere with the subtle energies of the Intervention. This is serious, please enlist the help of your mate to help you keep this rule. There have been many people who have had to rush back to Abadiania because their condition worsened after they broke this rule. The rise in Sexual energy is a very potent energy and it can affect the subtle processes that are taking place within you.

7.7 Revision.

On the seventh night after your intervention (If you had Intervention on Wednesday, that is Tuesday night, if your Intervention was Friday, then it is on Thursday night.) Go to bed in white clothes no later than midnight and do not wake before five AM. When you go to bed, place a glass of blessed water by your bedside and ask Dom Inacio de Loyola to remove any spiritual stitches and complement your intervention. In the morning when you wake up say a prayer and drink the water. Do this whether you are in Abadiania or not. If you are in Abadiania, then come to the revision line the next day; if you are not, plan to go to the revision line when you come back to Abadiania. (Before any other line)

7.8 Special Interventions.

Interventions for the eyes.- If you have had an intervention for your eyes, visible or invisible, in addition to following the normal rules for interventions, please refrain from reading, writing watching television or using your computer for eight days.

Surrogate Intervention. If you are representing someone else during an intervention, follow all the normal procedures except you want to place your hand on the person's photograph. Then have them follow all the post intervention procedures. You should go rest for the remainder of the session and only come back to the Casa for the following session.

Chapter 8. Herbal Supplements

8.1 Passiflora.

The herbal supplements at the Casa are all composed of Passiflora. These are the ground up leaves and flowers of the Passion fruit plant. The herb has no medicinal value. It's action may be equivalent to that of a cup of herbal tea. The power of the supplement is in the energy the entity has placed in your specific supplement. The herbs that were recommended for you are only for you and nobody else.

Where to get it and how to take it.- You may purchase the supplements at the pharmacy windows close to the main entrance of the Casa. You should open one vial first and take one pill three times a day. You should finish one vial before you open the next one

8.2 Recommended Diet.

During the time you are taking the passiflora refrain from eating pork or its derivatives, drinking alcohol or eating anything that contains pepper. (Black pepper, red pepper, white pepper, cayenne, chili peppers etc.) (Sweet bell pepper are OK)

If you receive more than one supplement recommendation, please see appendix F "What to do if I receive multiple recommendations."

Chapter 9. Other Important Topics

9.1 Blessed Water

Drink as much as you can while you are here. While you are visiting the Casa, drink as much blessed water as possible. This is part of your treatment and will enhance your process. The water is blessed daily in the current room and it does not cost any more than regular bottled water at the store.

Take some home. When you leave, take some water with you. You can mix it with other filtered water at home and say a prayer so the water stretches and lasts you a long time.

9.2 Soup

The soup is part of your spiritual treatment at the Casa. It is imbued with energy from the entities and it is intended to enhance your spiritual experience. The entity is always telling participants to make sure to partake from the soup as it is part of the treatment. As for its material composition, we are talking about a lightly seasoned vegetable soup with noodles.

.

9.3 Crystal Beds

The crystal beds are another opportunity for you to work with the entities and allow them to help your healing. You can choose to do a crystal bed session voluntarily or by recommendation from the entity. There is a small charge for the Crystal Bed Sessions and you schedule them at the bookstore. When you arrive at your scheduled time, you will be instructed to lay down on a small bed. It is recommended that you remove jewelry, eyeglasses, watches, any metal or any tight fitting garments such as belts. Suspended above you are seven pure quartz crystals with color lights coming through them. The crystals are pointed to your energy centers. You can now close your eyes and relax while listening to some nice music. The sessions are 20 minutes long and the entity may recommend one or more sessions for you.

9.4 The Waterfall

The sacred waterfall of the Casa is called the Cachoeira in Portuguese. The entities work with you during your time in this waterfall. Access to the waterfall is strictly by explicit permission from the entity. Men and Women are to go separately and nobody is to go alone. You should open the work by saying a prayer and invocation before you enter the waterfall and close it by saying a prayer of gratitude. If it is your first time you should go with someone who is familiar with the waterfall and it's procedure. There is to be no nudity, candles, incense, soap, photographic, video or audio equipment used at the waterfall. Please be respectful of the place, it is part of the Casa. Please do not take any mementos such as rocks, crystals or flowers from the waterfall area. Please limit your time at the waterfall as there may be many people waiting to go in.

9.5 The Prayer Triangle

On the front wall in the main hall and on the back wall facing the garden you will find a large wooden triangle. Many times the base these triangles will be stuffed with notes and photographs. The triangle is a way to communicate your prayers and needs to the entities, or to ask for help or blessings for a loved one. You will see people placing notes or pictures and praying with their head in the triangle for a few minutes.

Feel free to do this any time the stage is clear. It is suggested to approach the triangle barefoot and take a moment to collect your thoughts before placing your note or picture. Then place your forehead in the middle of the triangle, begin your prayer and let go for a moment.

When you have finished, gather yourself again for a moment and go back to the rest of your day. Don't forget your shoes!

9.6 The Rosary

Every night at 8:00 PM there is a rosary prayer meeting in the main hall. All are welcome to attend. For those who wish to strengthen their prayers, this is a wonderful place to practice.

9.7 Photographs of Friends and loved ones

The entities are able to help people at a distance when they cannot come in person. The way to request this kind of help for someone is to bring the person's photograph and present it to the entity. In the back of the photograph you should write the name of the person along with their date of birth address/location and the specific illness they are asking for help with. If the person in the photograph is not willing to take herbs, it is better to place their picture in the prayer triangle for a blessing from the entities. It is wise to wait until your treatment is underway before presenting the photos. When you are ready to do so, stand in the **second time line** and present your photo(s).

The entity will examine each one and give you a Herbal Supplement Recommendation for the ones who require it. Make sure not to mix up the Herbal Supplement s if you have more than one photograph. After the session you should purchase the Herbal Supplement and deliver it to them as soon as you get home. If there is more than one person in the photograph and you only are asking for one person, place an arrow above their head on the photo. If the entity marks an X on someone's photo it means that this person needs to come to the Casa in person for an Intervention. The reason for this is known only to the entity. You can bring as many photos as you think you need, but remember that if you bring 18 photos and you get 18 Herbal Supplement Recommendations you may have to go home with 90 bottles of capsules in your luggage and this may raise some eyebrows with customs in your country.

9.8 The Bookshop.

The Casa bookshop sells crystals, books, blessed water, rosaries and other gift items you may want to take back with you. The crystals available at the bookshop are already blessed by the entity and are wonderful reminders of the Casa energy. If you would like

an extra boost in your crystal you can take them with you into the current room. If you have brought your own crystal you can take it to the entity to have it blessed.

9.9 Donations.

The Casa accepts donations through the donation boxes in the main hall and coffee shop walls. None of the staff or volunteers are authorized to accept donations for the Casa. If you would like to make a substantial donation or you need a receipt for your donation, please contact the Casa Director or Medium Joao directly; they are the only people authorized to accept a donation for the Casa. Special projects such as the soup kitchen are managed separately from the Casa and the person accountable for that project is authorized to receive donations for that project.

9.10 Healing, and other Energy Treatments.

Although other forms of energy treatments or healing disciplines can be useful in their own right, remember that in Abadiania you are under the care of the entities and the use of any other healing discipline or energy work will interfere with your treatment. This includes reiki, psychotherapy, tarot readings, laying of hands and any other form of energy work. The entities request that you not perform or receive any such treatments.

NOTE: Manipulation techniques performed by trained professionals, aimed at maintaining circulation and basic body function for people who are still in wheelchairs are considered part of medical treatment and therefore allowed.

9.11 Massage and Body Work.

Some Massage or Body Work practitioners are empowered by the entities to work in Abadiania. If you would like more information on this please approach the Casa staff.

9.12 Medical treatment.

If you are currently under the care of a physician the Casa specifically instructs you to follow the instructions of your medical advisor. Your treatment at the Casa is not a replacement for, nor does it conflict with any medical treatment. Do not stop or alter any prescription or instruction from your doctor.

9.13 Visitors in Wheelchairs.

The Casa is accessible to people in wheelchairs. Personal assistance for visitors in wheelchairs is available in Abadiania through private services. The cost of these services is generally lower than the cost of bringing a caretaker along with you. Information is readily available on the Internet.

9.14 Taking Pictures, Video, and Interviews.

Video and photographs. You are welcome to take pictures and video in the Casa grounds and the main hall. If you wish to photograph or video tape inside the current rooms you must ask permission of the entities and the Casa management. If you want a photo with the medium, generally there are photo opportunities on Fridays at the end of the day in the back garden.

If you are a journalist and you would like to schedule an interview with Medium Joao, please mail a written request to the Casa administration at least 30 days in advance of your visit.

9.15 Children.

Children of all ages are welcome at the Casa de Dom Inacio. The Casa does not however offer any special facilities for the care of infants or children. You must make your own arrangements for childcare if you need it.

Children are welcome in the current rooms with their parent or guardian. Room monitors will make every effort to accommodate people with children.

If a child becomes highly disruptive to the process a room monitor may ask you to leave the room. This has been already authorized by the entities. If you are in the Medium's room you may exit through the entrance door. If you are in the Entities' room, please go through the intervention room and sit to receive a spiritual pass before exiting.

If you wish to leave the room for any reason, please ask a room monitor for assistance.

9.16 Letters to the Casa

If you wish, you may write to the Casa to ask for help or communicate your gratitude or other feelings. All requests are passed before the entity. All letters that include a full return address will be answered by the Casa. Currently the Casa responds to letters from 22 countries. Your letter does not need to be in Portuguese but it is helpful if it is in either English, French, German, Spanish or Italian as we do not have permanent translators for other languages. Some times the entity will request your physical presence at the Casa, the entities would not do that if they did not see it as important and beneficial, but the choice is always yours.

Chapter 10. Sons and Daughters of the Casa.

10.1 What does this mean?

The entity has recognized your spiritual connection to the Casa and it's mission and they are speaking a formal bond of love for you making you part of the Casa's Family. You are now a Medium of the Casa. From now on you will always be recognized and welcome here. This is your home.

10.2 What do I need to do?

You must now go to the Casa administration and let them know the entity has made you a Son/Daughter of the Casa. They will ask you to provide some personal information and two ID sized photographs. (Please make sure to clarify the exact size they need.)

After you have provided this material, your application will be signed by the President of the Casa and you will be issued an ID card.

10.3 What does this entitle me to?

Being a son/daughter of the Casa entitles you to sit in the Entities' room any time there is room available. You can go in with the Mediums/Current line before the session starts. It also entitles you to begin your training as a medium.

This DOES NOT ENTITLE YOU TO:

- ✘ Heal anyone.
- ✘ Place your hands on anyone (Most especially other mediums.)
- ✘ Teach anyone
- ✘ Shortcut any of the Casa rules and protocols.
- ✘ Charge anyone for Spiritual procedures or healings.
- ✘ Anything other than what is specifically stated in the opening paragraph of this section.

10.4 What are my responsibilities as a Medium of the Casa?

As a medium of the Casa you are expected to :

- ✘ Act with Love, Humility and Compassion at all times, most especially at the Casa.
- ✘ Maintain silence in the Main hall and the current sessions while the work is going on.
- ✘ Follow all the Casa procedures.
- ✘ Familiarize yourself with this guide so you can answer correctly when a new visitor asks you for help.
- ✘ Be familiar with the Casa staff so you can direct someone to the appropriate persons.
- ✘ Respect Medium Joao's private time and limit your demands on his personal time..

Chapter 11. Bringing others to the Casa

Let's say you have had a wonderful experience and you would like to bring others. If you are bringing a relative or just coming along with a friend you probably don't have much new planning to do, but if you are thinking of leading a group down here, you have a lot to think about.

First of all you must ask the entity for permission and support in bringing groups. (Not because you are not allowed to do it, but rather because you will probably need their help. You may be taking on more than you know.)

In addition to all the logistical considerations you must now manage the expectations of your group, get them instructed on Casa procedures and guide them through this experience. Keep in mind that their spiritual development may be quite different from yours and you may be faced with questions and situations that are new and may be challenging for you.

By bringing a group, you are also taking on a big responsibility. Make sure you are aware of all that is involved before you start getting a group together.



Appendices

Appendix A - Quick Start Guide For First Timers

1. Attend the introductory talk on Tuesdays at 7:00 PM.
2. Get to the Casa around 7:30 AM your first day.
3. Go to the bookstore and get your free ticket. If this is your first time and you have not sent your photo or received supplements from the Casa before, get a 1st time ticket. (Primeira Vez) If you have previously sent your photo or received herbal supplements then get a 2nd time line ticket (Segunda Vez)
4. Go to the translation line. This line usually forms in front of the coffee shop. and get your issues, needs or requests translated to Portuguese and written down. Clarify any doubts you have with the translator. (If you are here with a group, your group leader may have done this for you already.)
5. Go to the main hall and wait for your line to be called. While here, maintain a prayerful attitude and do not cross your arms or legs. You are welcome to sit or stand as you wish.
6. When your line is called, stand in the line and go in the room as directed.
7. While standing in the room, stay silent and concentrate on your requests, issues or illness.
8. When it is your turn in front of the entity he may tell you what you need before you even have a chance to have your issue translated. This is normal. Make sure you understand clearly what is said to you and do not leave until you are clear on this. People may help clarify things later, but only you can remember what was specifically said to you. Remember there are hundreds of people before and after you.
9. If you are told to sit somewhere, follow the directions of the room monitors and sit where you are told. Close your eyes and keep them closed. Do not cross your arms or legs and concentrate with your eyes closed until the end of the session. At the end of the session you will be invited to have a small cup of blessed water.
10. When everyone gets up you can also get up and get a little cup of blessed water then leave the room in silence. If it is the end of the morning session go to the soup line. If you have questions ask one of the volunteers or staff members outside the hall. Do not engage the room monitors as they are trying to close down the rooms for the afternoon.
11. When it is your turn, have the soup which is part of your treatment and then go back to your room and rest, have lunch and get ready for the afternoon session.
12. THE CASA STRONGLY RECOMMENDS THAT YOU SPEND AS LITTLE TIME AS POSSIBLE IN IDLE CHIT CHAT. FEEL FREE TO ASK QUESTIONS AND GET THE ANSWERS YOU NEED, BUT TRY TO SPEND THE REST OF YOUR TIME FOCUSED ON WHAT YOU CAME HERE FOR. IT WILL MAKE A BIG DIFFERENCE.
13. Reading and becoming familiar with all of this guide should answer most of your questions.

Appendix B - I Am Scheduled For A Spiritual Intervention, What Do I Do Now?

1. Arrive at the Casa at least 15 minutes before your scheduled intervention
2. Wait in the main hall until the Intervention line is called
3. Follow the line into the intervention room and sit where instructed.
4. Listen carefully to the instructions being given in Portuguese and English.
5. You will be told to close your eyes and place your hand over the area of your body that you are concerned about. If it is not practical to reach this area or you have more than one problem area, then place your hand on your heart. The other hand should rest comfortably on your lap with the palm up.
6. During the Intervention, keep your eyes closed and concentrate on what you want healed. Stay calm and allow whatever happens to happen. Some people feel things, some don't, some see things, some don't. There is no set way you will perceive this. Simply allow the process to unfold and trust that what is happening is exactly what needs to happen.
7. When the process is complete you will be invited to stand up and exit the room. Please exit calmly and look for someone directing you to the post intervention talk. You will be given instructions on what to do next.

Appendix C - Post Intervention Instructions.

1. Treat this spiritual intervention as if you had just been operated on by a surgeon in a hospital. Although you have not undergone anything that resembles a medical procedure, the spirits have affected your body and internal organs and you will need time to rest and assimilate these changes.
2. Absolute rest for a minimum of 24 hours.
3. Take a Taxi back to your pousada.
4. Take your herbal supplement when you get to your room. If you are unsure which supplement to take see appendix F: "What to do when you receive multiple supplements."
5. Have someone bring Casa soup to your room.
6. Lay down and sleep as much as possible.
7. It is OK to get up to eat or go to the bathroom if you feel up to it, but go back to bed immediately.
8. Do not return to the main hall or current rooms for at least 24 Hours. (Two full sessions after your intervention.) It is recommended you do not even go to the Casa, but if you have a crystal bed scheduled, you can go to your crystal bed session and then return to your room.
9. No exercise, biking, dancing, walking, sunbathing etc. for at least 8 days.
10. Do not engage in sexual activity for 40 days. (8 days if this is not your first intervention.) That means any kind of rise in sexual energy with or without a partner..
11. Come back to the revision line in 8 days.
12. IF YOU ARE LEAVING ABADIANIA after your intervention, do not carry your own bags. Ask the cab driver to handle them for you. At the airline counter, ask them to place your bags on the conveyer. In 8 days follow the remote revision instructions.
13. If you had an intervention for the eyes, no reading, email, TV or writing for 8 days.


Appendix D - Revision Instructions

1. Follow this procedure on the 7th night after your Intervention. (If you had your intervention on Wed, the 7th night would be the next Tuesday night.)
2. Go to bed before midnight wearing white loose fitting clothes
3. Place a glass of blessed Casa water by your bedside. (*)
4. Say a prayer to Dom Inacio to remove any spiritual stitches and review your intervention.
5. Stay in bed at least until 5:00 AM. (If you must get up, go right back to bed.)
6. If you cannot sleep, keep your eyes closed and stay relaxed in bed.
7. In the morning upon awakening drink the water and say the Lords prayer and Hail Mary, thanking Dom Inacio.
8. If you are in Abadiania then go to the revision line at the same time as your Intervention. (If your Intervention was Thursday at 2:00 PM, your Revision is the next Thursday at 2:00PM)
9. If you have already left Abadiania, next time you come back to the Casa go to the revision line when you first arrive.

(*) If you do not have any Casa water, place filtered water in a glass and say a prayer asking Dom Inacio to bless the water.

Appendix E - What To Do With Supplement Recommendations

1. You can purchase your recommended supplement at the Casa Pharmacy located behind thebookshop.
2. If this is your first supplement course, take the first capsule right away and continue taking them three times a day until you exhaust your supply. Usually right before meals is a good time to take them.
3. You must follow a special diet along with the supplements. The diet consists of having absolutely no alcoholic beverages, no pork meat or its derivatives and no peppers. (This includes no black pepper, white pepper, chili pepper, cayenne pepper or any other spicy pepper. Sweet bell peppers are OK.)
4. Finish one vial of supplements before you open the next one.
5. Continue this process until you have taken the last capsule you have.



Appendix F - What To Do If You Receive Multiple Supplement Recommendations.

1. If your first course of supplements was recommended to you when you passed before the entity and the second course was also recommended to you while passing in front of the entity, then you finish the first course of supplements before beginning the second.
2. If your first course was recommended when you passed before the entity and the second was given to you when you participated in your spiritual intervention then you immediately interrupt your first course and start taking the second course. Only when you have finished the second course do you go back and continue the first until it is finished.
3. If your first course was given to you during a spiritual intervention and the second was also given during an intervention then you finish the first course and then go to the second course.
4. If you receive more than two courses of supplements then the rules are as follows. The highest priority goes to the course given during the first intervention, after this come any given during subsequent interventions. Following those, you take any courses recommended while you passed in front of the entity starting with the first one and following chronologically.

Appendix G - Casa Schedule

1. The Casa gates are open every day from 7:00 AM to 9:00 PM. You are free to walk around the Casa grounds during this time.
2. Current rooms are open Wednesday, Thursday and Friday from 7:45 AM to the end of the morning session and from 1:45 PM to the end of the afternoon session.
3. The coffee shop is open Wednesday, Thursday and Friday from 6:30 AM 5:00 PM
4. The bookshop is open Monday – Friday from 8:00 AM to 6:00 PM (7:00 AM on session days) and Saturdays and Sundays from 8:00 AM to 12:00 Noon.
5. Crystal Beds are open by appointment only. Please schedule times at the bookshop.
6. The waterfall is open from the time the gates open until dusk.



Appendix H - The Waterfall

1. The waterfall is a sacred space of the Casa, the following rules are established by the entities to help maintain the waterfall as an active healing space. The waterfall is open from the time the Casa gates open until dusk.
2. You must have specific written permission from the entity to go to the waterfall or go with someone who has a written permission to take people with them.
3. You must go with someone else.
4. Men and Women must go separately.
5. Observe silence while in the waterfall area.
6. No Cameras, Sound reproduction or recording equipment (CD's Cassette MP3 etc.), no Soap of any kind, no candles or incense.
7. No offerings or altars of any kind in the waterfall area.
8. Do not remove anything from the waterfall area, this includes rocks, crystals, flowers or any other object.
9. Maintain silence while in the waterfall area.
10. Say a prayer at the beginning of your time at the waterfall and ask the entities to work on you.
11. Take a quick dip in the waterfall and then exit. (Remember, others are waiting.)
12. Say a prayer of thanksgiving to close your visit to the waterfall.
13. Do not go to the waterfall in the dark
14. Please be respectful of others. Close the gate behind you when you go down to the waterfall and leave it open when you exit. This is the way to communicate to new arrivals if they can go down or not.
15. There are some cases in which the entity will give specific instructions that contradict some of these rules. This is very rare and only by spontaneous specific instruction from the entity. It is not something you can ask for.
16. It is wise to go by taxi if you are not going in a large group.

Appendix I – Frequently Asked Questions

1. **If I had my first intervention during my first week and then another intervention the second week, how long do I have to abstain from sexual activity?** You only have to abstain for 40 days from the first intervention.
2. **If, for example, I had my first intervention 39 days ago, and I now have a second intervention, how long do I have to abstain from sexual activity?** You have to abstain for 8 days from your last intervention.
3. **Do the entities perform surgeries?** The Casa de Dom Inacio is not a medical facility and does not give medical treatment of any kind. The Casa is a spiritual center, where often healing occurs by the grace of God. These cures have sometimes been referred to as surgeries by the general public as a way to refer to the results obtained. This in no way represents what occurs or what is offered at the Casa de Dom Inacio. The Casa does maintain an infirmary also known as a recovery room to take care of people who may be physically overwhelmed by their spiritual experience at the Casa. This infirmary is staffed at all times by a registered nurse in accordance with local and federal laws.
4. **Should I stop taking my prescription medications while at the Casa?** No, the Casa is a spiritual center and does not have any authority to recommend you to stop or modify your medical treatment. Such decisions are for licensed medical authorities. The Casa experience is purely spiritual and will not interfere with any medical treatment your doctor may have recommended.
5. **Will the herbal supplement interfere with my medical prescriptions?** The supplement is composed of ground passiflora leaves (Plant of the Passion Flower) . It has no medicinal value or contraindication. It will not interfere with any prescribed medication. Its effect is comparable to that of an herbal tea that relaxes you .
6. **I cannot have peppers, but can I have Wasabi?** (It is not a pepper, after all.) Well, as far as we know nobody has specifically asked the entities about Wasabi. But given that it is very spicy and you are here for medical treatment not available anywhere else, do you think it is worth the risk? When in doubt , be prudent!!!
7. **Do I have to wear white underwear?** The entities and the Casa request that you wear white. These fine fashion distinctions are left to your judgment.
8. **Can I give my supplements to my wife?** These supplements are spiritually charged for you and only for you. The spiritual benefit you could receive from taking them is wasted if you give them to anyone else.
9. **Why must I pay for supplements?** Brazilian health legislation requires that any supplements intended for consumption be processed and packaged in a laboratory following pharmaceutical standards. This implies a cost that the Casa must cover. If

you are not able to afford the supplements the entity recommended please approach the Casa administrator or director and they will make special arrangements for you.

10. **Why is there a sexual abstinence rule?** Sexual energy can be very potent and it can affect some of the subtle energies that are at work within you after you have had a spiritual intervention.
11. **Is there something that makes Blessed Water different than other bottled water?**- If you are interested in looking at a scientific angle why the blessed water is good for you, read "Messages from Water – I & II" by M. Emoto. These studies demonstrates the effect of words or even thoughts on water, as it crystallizes into ice. If a written word wrapped around a vial can rearrange the water molecules in the vial I think we can safely assume that powerful prayer and spiritual energies can also do so, probably to a much higher degree. If you consider that our bodies are at least 70% water, it is obvious how we can be affected by consuming water that is blessed by the entities of the Casa.
12. **If I have already been to the entity before, but I am presenting photographs of people who have never been to the entity, do I stand in the first time line or the second time line?** You stand in the second time line.
13. **I passed by the Entity and he told me that he will visit me tonight.** The entity is talking about a spiritual visit that will take place while you sleep. It won't help to stay up waiting since nobody is going to knock on your door. It would be best if you went to sleep at a reasonable hour and got a good night sleep. If you want, you can place a glass of Casa water by your bedside. Upon arising, say a prayer of thanks and drink the water. Sometimes the entity will specify that you should be awake until a certain time. In this case, it is best to stay in concentration or praying. Don't spend the time watching TV or playing games.
14. **The Entity said he was doing my work, what does that mean?** The entity is letting you know he is committed to do the spiritual work necessary to take care of your need/request. That is a commitment to do their part. Remember you must do your part too in order to get the result you want.
15. **The entity said he wants to see me this afternoon (Tomorrow), what do I do now?** You should return in the afternoon and go in with the two o'clock line. (eight o'clock line)